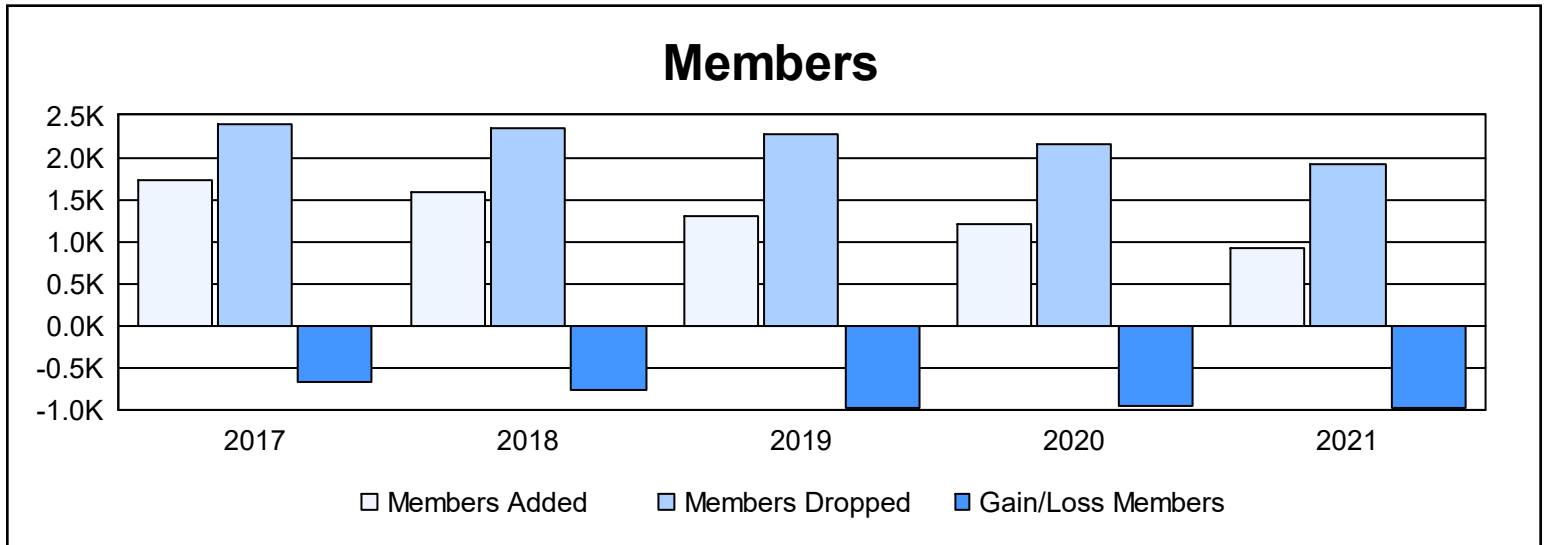
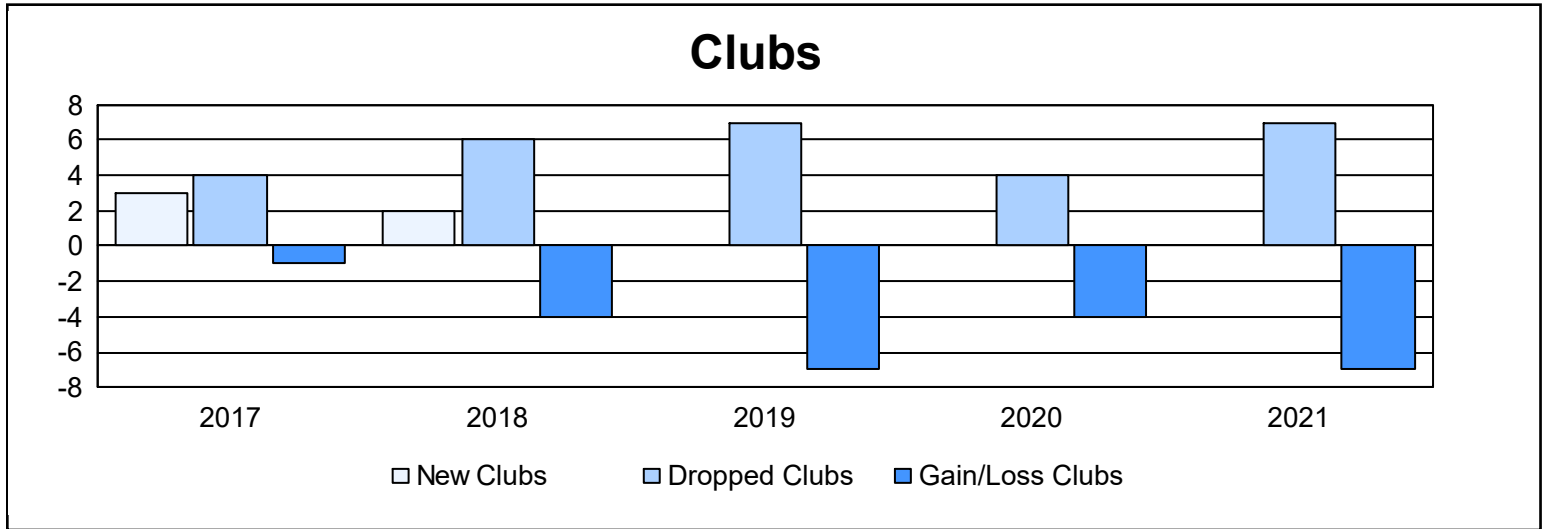
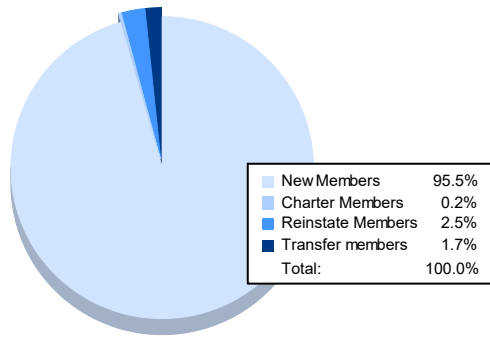


Year	New Clubs	Dropped Clubs	Gain/ Loss Clubs	New Members	Charter Members	Reinstate Members	Transfer Members	Total Member Added	Total Members Dropped	Gain/ Loss Members
2016-2017	3	4	-1	1,577	75	45	38	1,735	2,395	-660
2017-2018	2	6	-4	1,468	44	35	42	1,589	2,351	-762
2018-2019	0	7	-7	1,244	0	18	43	1,305	2,274	-969
2019-2020	0	4	-4	1,138	0	27	28	1,193	2,145	-952
2020-2021	0	7	-7	877	2	23	16	918	1,907	-989
<b>Average</b>	<b>1</b>	<b>6</b>	<b>-5</b>	<b>1,261</b>	<b>24</b>	<b>30</b>	<b>33</b>	<b>1,348</b>	<b>2,214</b>	<b>-866</b>



### Membership Composition June 2021 Cumulative



### Gender Composition June 2021 Cumulative

